

Deep Imitation Learning for Complex Manipulation Tasks from Virtual Reality Teleoperation

Tianhao Zhang^{*12}, Zoe McCarthy^{*1}, Owen Jow¹, Dennis Lee¹, Xi Chen¹², Ken Goldberg¹, Pieter Abbeel¹⁻⁴

Abstract—Imitation learning is a powerful paradigm for robot skill acquisition. However, obtaining demonstrations suitable for learning a policy that maps from raw pixels to actions can be challenging. In this paper we describe how consumer-grade Virtual Reality headsets and hand tracking hardware can be used to naturally teleoperate robots to perform complex tasks. We also describe how imitation learning can learn deep neural network policies (mapping from pixels to actions) that can acquire the demonstrated skills. Our experiments showcase the effectiveness of our approach for learning visuomotor skills.

I. INTRODUCTION

Imitation learning is a class of methods for acquiring skills by observing demonstrations (see, e.g., [1], [2], [3] for surveys). It has been applied successfully to a wide range of domains in robotics, for example to autonomous driving [4], [5], [6], autonomous helicopter flight [7], gesturing [8], and manipulation [9], [10].

High-quality demonstrations are required for imitation learning to succeed. It is straightforward to obtain human demonstrations for car driving [4], [5] or RC helicopter flight [7], because existing control interfaces allow human operators to perform sophisticated, high-quality maneuvers in these domains easily. By contrast, it has been challenging to collect high-quality demonstrations for robotic manipulation. Kinesthetic teaching, in which the human operator guides the robot by force on the robot’s body, can be used to gather demonstrations [9], [11], but is unsuitable for learning visuomotor policies that map from pixels to actions due to the unwanted appearance of human arms.

Demonstrations could instead be collected from running trajectory optimization [12], [13], [14], [15] or reinforcement learning [16], [17], [18], [19], [20], [21], [22], but these methods require well-shaped, carefully designed reward functions, access to dynamics model, and substantial robot interaction time. Since these requirements are challenging to meet even for robotics experts, generating high-quality demonstrations programmatically for a wide range of manipulation tasks remains impractical for most situations.

Teleoperation systems designed for robotic manipulation, such as the da Vinci Surgical System developed by Intuitive Surgical Inc. [23], allow high-quality demonstrations to be easily collected without any visual obstructions. Such systems,



Fig. 1: Virtual Reality teleoperation in action

however, can be expensive and are oftentimes tailored towards specialized hardware.

So we set out to answer two questions in this paper:

- Can we build an inexpensive teleoperation system that allows intuitive robotic manipulation and collection of high-quality demonstrations suitable for learning?
- With high-quality demonstrations, can imitation learning succeed in solving a wide range of challenging manipulation tasks using a practical amount of data?

To answer the first question, we built a system that uses consumer-grade Virtual Reality (VR) devices to teleoperate a PR2 robot. A human operator of our system uses a VR headset to perceive the environment through the robot’s sensor space, and controls the robot with motion-tracked VR controllers in a way that leverages the natural manipulation instincts that humans possess (see Fig. 1). This setup ensures that the human and the robot share exactly the same observation and action space, eliminating the possibility of the human making any decision based on information not available to the robot, and preventing visual distractions, like human hands for kinesthetic teaching, from entering the environment.

To answer the second question, we collected demonstrations using our system on ten real-world manipulation tasks with a PR2 robot, and trained deep visuomotor policies that directly map from pixels to actions using behavioral cloning, a simple imitation learning method. We show that behavioral cloning, with high-quality demonstrations, is surprisingly effective. For an expanded description of each task, please see our supplemental video and supplemental website¹.

In summary, our main contributions are:

^{*}These authors contributed equally to this work.

¹Department of Electrical Engineering and Computer Science, University of California, Berkeley

²Embodied Intelligence

³OpenAI

⁴International Computer Science Institute (ICSI)

¹<https://sites.google.com/view/vr1fd>

- We built a VR teleoperation system on a real PR2 robot using consumer-grade VR devices.
- We proposed a single neural network architecture (Fig. 3) for all tasks that maps from raw color and depth pixels to actions, augmented with auxiliary prediction connections to accelerate learning.
- Perhaps our most surprising finding is that, for each task, less than 30 minutes of demonstration data is sufficient to learn a successful policy, with the same hyperparameters and neural network architecture used across all tasks.

II. RELATED WORK

Two main lines of work within imitation learning are behavioral cloning, which performs supervised learning from observations to actions (e.g., [4], [24]) and inverse reinforcement learning [25], where a reward function [26], [27], [28], [29], [30] is estimated to explain the demonstrations as (near) optimal behavior. This work focuses on behavioral cloning.

Behavioral cloning has led to many successes in robotics when a low-dimensional representation of environment state is available [31], [32], [33], [34]. However, it is often challenging to extract state information and hence more desirable to learn policies that directly take in raw pixels. This approach has proven successful in domains where collecting such demonstrations is natural, such as simulated environments [24], [35], driving [4], [5], [6], and drones [36].

For real-world robotic manipulation, however, collecting demonstrations suitable for learning visual policies is difficult. Kinesthetic teaching is not intuitive and can result in unwanted visual artifacts [9], [11]. Using motion capture devices for teleoperation, such as [37], is more intuitive and can solve this issue. However, the human teacher typically observes the scene through a different angle from the robot, which may render certain objects only visible to the human or the robot (due to occlusions), making imitation challenging. Another approach is to collect third-person demonstrations, such as raw videos [38], [39], but this poses challenges in learning.

On the other hand, Virtual Reality teleoperation allows for a direct mapping of observations and actions between the teacher and the robot and does not suffer from the above correspondence issues [3], while also leveraging the natural manipulation instincts that the human teacher possesses. In a non-learning setting, VR teleoperation has been recently explored for controlling humanoid robots [40], [41], [42], for simulated dexterous manipulation [43], and for communicating motion intent [44]. Existing use cases of VR for learning policies have so far been limited to collecting waypoints of low-dimensional robot states [45], [46].

Reinforcement learning (RL) provides an alternative for skill acquisition, where a robot acquires skills from its own trial and error. While more traditional RL success stories in robotics (e.g., [47], [48], [49]) work in state space, more recent work has been able to learn deep neural net policies from pixels to actions (e.g., [17], [18], [20]). While learning policies from pixels to actions has been remarkably successful, the amount of exploration required can often be impractical for real robot systems (e.g., the Atari results would have taken

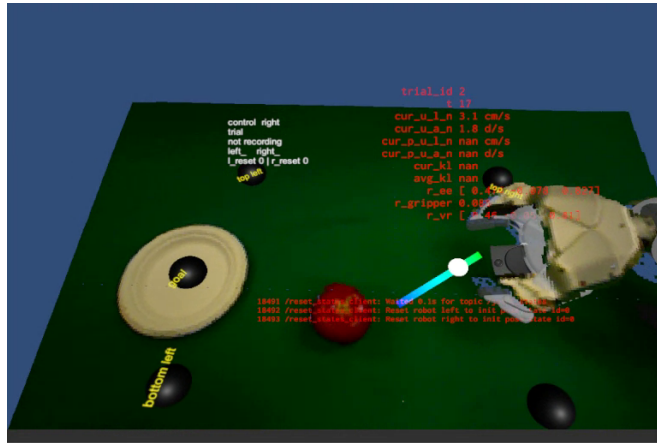


Fig. 2: First-person view from inside our VR teleoperation system during a demonstration, which includes VR visualizations helpful for the human operator (see Section III-B).

40 days of real-time experience). Guided Policy Search [20] is able to significantly reduce sample complexity, but in turn it relies on using trajectory-centric reinforcement learning to autonomously obtain demonstrations of the task at hand. In addition, reinforcement learning algorithms require a reward function, which can be difficult to specify in practice [50].

III. VIRTUAL REALITY TELEOPERATION

In this section, we describe our Virtual Reality teleoperation system and discuss how it allows humans to naturally produce demonstrations suitable for learning policies from pixels.

A. Hardware

We base our teleoperation platform on the Vive VR system, a consumer-grade VR device that costs \$600, and a PR2 robot. The Vive provides a headset for head-mounted display and two hand controllers, each with 6 DoF pose tracking at sub-millimeter precision at 90 Hz in a room-scale tracking area. For visual sensing, we use the Primesense Carmine 1.09, a low-cost 3D camera, mounted on the robot head for providing first-person color and depth images at 30 Hz. Our teleoperation system is written in Unity, a 3D game engine that supports major VR headsets such as the Vive.

B. Visual Interface

We designed the visual environment of our teleoperation system to be informative and intuitive for human operators, to best leverage their intuition about 3D space during teleoperation, while remaining comfortable to operate for extended periods of time.

One may imagine presenting the scene to the user by displaying a pair of images, captured from a stereo camera, into the two lenses of the VR head-mounted display. While easy to implement, this scheme can lead to motion sickness, since it is difficult to ensure the displayed scene is consistent with the human operator's head motion with little time lag. The robot head, where the camera is mounted, is not only less precise and agile compared to the human head, but also has fewer degrees of freedom: the human head can move with a full six degrees of freedom, but the PR2's head has

two. To compensate, the PR2’s slow base and torso would have to move in addition to achieve a given 6D head pose, leading to greater potential inconsistency and lag between the user’s head pose movements and the displayed scene.

To avoid these problems, we use an RGB-D camera to capture color images with per-pixel depth values, and we render the corresponding colored 3D point cloud, processed to remove gaps between points, as physical objects in the virtual environment. The human operator views the environment via a virtual camera whose pose is instantaneously updated to reflect the operator’s head movement. This allows us to avoid motion sickness. Note that allowing head movements does not change the information available to the operator. In addition, this approach allows useful 3D visualizations to be overlaid on the point cloud to assist the operator throughout the teleoperation process. For example, markers can be placed at specified 3D locations to instruct operators where to initialize objects during training, and a 3D arrow indicating intended human control can be plotted alongside other textual displays. See Fig. 2 and supplemental video for views from within our system.

C. Control Interface

We use the Vive hand controllers for controlling the robot’s arms and use the trigger button on the controller to signal the robot gripper to fully open or close. Thanks to the immersive visual interface made possible by VR, we can map the human operator and the robot to a unified coordinate frame in the virtual environment, where the pose of the operator’s hand, tracked by the VR controller, is interpreted as the target pose of the robot’s corresponding gripper. We collect the target pose of the gripper at 10 Hz, which is used by a built-in low-level Jacobian-transpose based controller to control the robot arm at 1 kHz at the torque level.

This control mechanism is very natural, because humans can simply move their hand and the pose target for the robot gripper is moved in the same way, making it easy for even first-time users to accomplish complex manipulation tasks. There is minimal difference in kinematics in this setting – unlike kinesthetic teaching, where the human operators must use very different movement than they would naturally to achieve the same motion of their hands. In addition, the operator receives instantaneous feedback from the environment, such as how objects in the environment react to the robot’s movements. Another advantage of this control scheme is that it provides an intuitive way to apply force control. When the gripper is not obstructed by any object, the low-level controller effectively performs position control for the gripper. However, when the gripper starts making contact and becomes hindered, which often happens in the contact-rich manipulation tasks considered in this paper, the magnitude of the difference between the target pose and the instantaneous pose will scale proportionally with the amount of force exerted by the gripper. This allows the human operator to dynamically vary the force as needed, for example, during insertion and pushing, after visually observing discrepancies between the actual and desired gripper poses.

IV. LEARNING

Here we present a simple behavioral cloning algorithm to learn our neural network control policies. This entails collecting a dataset $\mathcal{D}_{task} = \{(o_t^{(i)}, u_t^{(i)})\}$ that consists of example pairs of observation and corresponding controls through multiple demonstrations for a given task. The neural network policy $\pi_\theta(u_t|o_t)$, parametrized by θ , then learns a function that reconstructs the controls from the observation for each example pair.

A. Neural Network Control Policies

The inputs $o_t = (I_t, D_t, p_{t-4:t})$ at time step t to the neural network policy includes (a) current RGB image $I_t \in \mathbb{R}^{160 \times 120 \times 3}$, (b) current depth image $D_t \in \mathbb{R}^{160 \times 120}$ (both collected by the on-board 3D camera), and (c) three points on the end effector of the right arm, used for representing pose similar to [20], for the 5 most recent steps $p_{t-4:t} \in \mathbb{R}^{45}$.

Including the short history of the end-effector points allows the robot to infer velocity and acceleration from the kinematic state. We choose not to include the 7 dimensional joint angles of the right arm as inputs since the human operator can only directly control the position and orientation, which collectively are the 6 DoF of the end effector.

The neural network outputs the current control u_t , which consists of angular velocity $\omega_t \in \mathbb{R}^3$ and linear velocity $v_t \in \mathbb{R}^3$ of the right hand, as well as the desired gripper open/close $g_t \in \{0, 1\}$ for tasks involving grasping. Although our platform supports controlling both arms and the head, for simplicity we only subjected the right arm to control and froze all other joints except when resetting to initial states.² During execution, the policy π_θ generates the control $u_t = \pi_\theta(o_t)$ given current observation o_t . Observations and controls are both collected at 10 Hz.

Our neural network architecture, as shown in Fig. 3, closely follows [20], except that we additionally provide depth image as input and include auxiliary prediction tasks to accelerate learning. Concretely, our neural network policy π_θ can be decomposed into three modules $\theta = (\theta_{vision}, \theta_{aux}, \theta_{control})$. Given observation o_t , a convolutional neural network with a spatial soft-argmax layer [20] first extracts spatial feature points from images (Eq. 1), followed by a small fully-connected network for auxiliary prediction (Eq. 2), and finally another fully-connected network outputs the control (Eq. 3). Except for the final layer and the spatial soft-argmax layer, each layer is followed by a layer of rectified linear units.

$$f_t = \text{CNN}(I_t, D_t; \theta_{vision}) \quad (1)$$

$$s_t = \text{NN}(f_t; \theta_{aux}) \quad (2)$$

$$u_t = \text{NN}(p_{t-4:t}, f_t, s_t; \theta_{control}) \quad (3)$$

B. Loss Functions

The loss function used for our experiments is a small modification to the standard loss function for behavioral

²The left arm may move in face of sufficient external force, such as in the plane task.

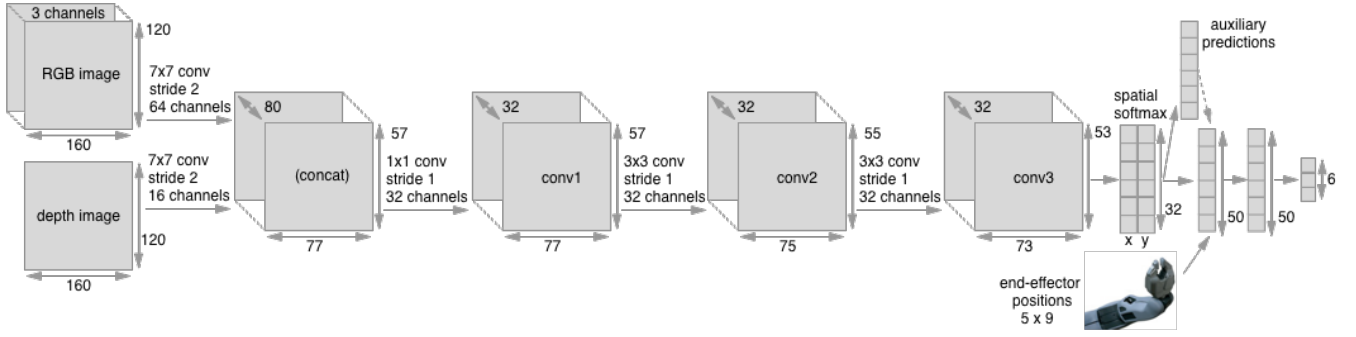


Fig. 3: Architecture of our neural network policies

cloning. Given an example pair (o_t, u_t) , behavioral cloning algorithms typically use $l1$ and $l2$ losses to fit the training data:

$$\mathcal{L}_{l2} = \|\pi_\theta(o_t) - u_t\|_2^2, \quad \mathcal{L}_{l1} = \|\pi_\theta(o_t) - u_t\|_1 \quad (4)$$

Since we care more about the direction than the magnitude of the movement of the end effector, we also introduce a loss to encourage directional alignment between the demonstrated controls and network outputs, as follows (note the arccos outputs are in the range of $[0, \pi]$):

$$\mathcal{L}_c = \arccos\left(\frac{u_t^T \pi_\theta(o_t)}{\|u_t\| \|\pi_\theta(o_t)\|}\right) \quad (5)$$

For tasks that involve grasping, the final layer outputs a scalar logit \hat{g}_t for gripper open/close prediction $g_t \in \{0, 1\}$, which we train using sigmoid cross entropy loss:

$$\mathcal{L}_g = g_t \log(\sigma(\hat{g}_t)) - (1 - g_t) \log(1 - \sigma(\hat{g}_t)) \quad (6)$$

The overall loss function is a weighted combination of standard loss functions, as described above, and additional loss functions for auxiliary prediction tasks (see Section IV-C).

$$\mathcal{L}(\theta) = \lambda_{l2}\mathcal{L}_{l2} + \lambda_{l1}\mathcal{L}_{l1} + \lambda_c\mathcal{L}_c + \lambda_g\mathcal{L}_g + \lambda_{aux} \sum_a \mathcal{L}_{aux}^{(a)} \quad (7)$$

We used stochastic gradient descent to train our neural network policies with batches randomly sampled from \mathcal{D}_{task} .

C. Auxiliary Loss Functions

We include auxiliary prediction tasks as an extra source of self-supervision. Similar approaches that leverage self-supervisory signals were shown by [51] to improve data efficiency and robustness. For each auxiliary task a , a small module of two fully-connected layers is added after the spatial soft-argmax layer, i.e. $\hat{s}_t^{(a)} = \text{NN}(f_t; \theta_{aux}^{(a)})$, and is trained using $l2$ loss with label $s_t^{(a)}$:

$$\mathcal{L}_{aux}^{(a)} = \|\text{NN}(f_t; \theta_{aux}^{(a)}) - s_t^{(a)}\|_2^2 \quad (8)$$

In our experiments, the labels $s_t^{(a)}$ for these auxiliary tasks can be readily inferred from the dataset \mathcal{D}_{task} , such as the current gripper pose p_t and the final gripper pose p_T . This resembles the pretraining process in [20], where the CNN is pretrained with a separate dataset of images with labeled gripper and object poses, but our approach requires no additional dataset and all training is done concurrently.

V. EXPERIMENTS

Our primary goal is to empirically investigate the effectiveness of simple imitation learning using demonstrations collected via Virtual Reality teleoperation:

- (i) Can we use our system to train, with little tuning, successful deep visuomotor policies for a range of challenging manipulation tasks?

In addition, we strive to further understand the results by analyzing the following aspects:

- (ii) What is the sample complexity for learning an example manipulation task using our system?
- (iii) Does our auxiliary prediction loss improve data efficiency for learning real-world robotic manipulation?

In this section, we describe a set of experiments on a real PR2 robot to answer these questions. Our findings are somewhat surprising: while folk wisdom suggests deep learning from raw pixels would require large amounts of data, with under 30 minutes of demonstrations for each task, the learned policies already achieve high success rates and good generalization.

A. Experimental Setup

We chose a range of challenging manipulation tasks (see Fig. 4), where the robot must (a) reach a bottle, (b) grasp a tool, (c) push a toy block, (d) attach wheels to a toy plane, (e) insert a block onto a shape-sorting cube, (f) align a tool with a nail, (g) grasp and place a toy fruit onto a plate, (h) grasp and drop a toy fruit into a bowl and push the bowl, (i) perform grasp-and-place in sequence for two toy fruits, (j) pick up a piece of disheveled cloth.

Successful control policies must learn object localization (a, b, c, g, h, i), high-precision control (a, f, e), managing simple deformable objects (j), and handling contact (c, d, e, f, h, i), all on top of good generalization. Since imitation learning often suffers from poor long horizon performance due to compounding errors, we added tasks (g, h, i) that require multiple stages of movements and a longer duration to complete. We chose tasks (d, e, f) because they were previously used to demonstrate the performance of state-of-the-art algorithms for real-world robotic manipulation [20]. See Appendix⁴ for detailed task specifications, descriptions

⁴Appendix can be found in our arXiv version: <https://arxiv.org/pdf/1710.04615.pdf>




Fig. 4: Examples of successful trials performed by the learned policies during evaluation. Each column shows the image inputs I_t at $t = 0, \frac{T}{2}, T$ for the corresponding task.

TABLE I: Top: success rates of the learned policies averaged across all initial states during test time (see Sec. V-B for details). Bottom: statistics of training data, including total time during demonstration, average length of demonstrations, and total number of demonstrations.

task	reaching	grasping	pushing	plane	cube	nail	grasp-and-place	grasp-drop-push	grasp-place-x2	cloth
test	91.6%	97.2%	98.9%	87.5%	85.7%	87.5%	96.0%	83.3%	80%	97.4%
demo time (min)	13.7	11.1	16.9	25.0	12.7	13.6	12.3	14.5	11.6	10.1
avg length (at 10 Hz)	41	37	58	47	37	38	68	87	116	60
#demo	200	180	175	319	206	215	109	100	60	100

of the initial states, and the success metrics used for test-time evaluation.

We collected demonstrations for each task using our VR teleoperation system (see Table I for summary). As our goal was to validate the feasibility of our method, we did not perform an explicit search for the minimum number of demonstrations required for learning successful policies. Furthermore, interaction with the robot usually took place in a single session, unlike iterative learning algorithms which require interspersed data collection between iterations.

In addition to having a sufficient number of samples, learning a successful policy also requires sufficient variations in the training data. While prior methods, such as GPS [20], rely on linear Gaussian controllers to inject desired noise, we found that demonstrations collected by human operators naturally display sufficient local variations, as shown in Fig. 5.

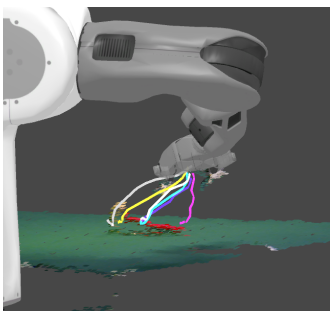


Fig. 5: Overlay of six demonstration trajectories starting from the same initial state for the grasping task.

B. Results and Analysis

In the following subsections, we answer the questions we put forth at the beginning of this section.

Question (i) Can we use our system to train, with little tuning, successful deep visuomotor policies for a range of challenging manipulation tasks?

To answer this question, we trained a neural network policy for each task using the procedure summarized in the preceding sections. In particular, we used a fixed set of hyperparameters (including neural net architecture) across all the tasks. To explore the effectiveness of this simple learning algorithm, we used a small amount of demonstrations (all under 30 minutes' worth) as training data for each task (see Table I).

We evaluated the learned policies at unseen initial states at test time. Specifications of the initial states and the success metric can be found in Appendix⁴. While evaluating tasks involving free-form objects (i.e. all except d, e, f), we selected object initial positions uniformly distributed within the training regime, with random local variations around these positions.

Table I shows the success rates of our learned policies for all tasks, while Fig. 4 depicts illustrations of successful trials performed by the learned policies. Surprisingly, with under 30 minutes of demonstrations for each task, all learned policies achieved high success rates and good generalization to test situations. The results suggest that a simple imitation learning algorithm can train successful control policies for a range of real-world manipulation tasks, while achieving tractable sample efficiency and good performance, even in long running tasks.

In addition to successfully completing the tasks, the policies in some cases demonstrated good command of the acquired




Fig. 6: Example successful trials of the learned policies during evaluation (top: pushing; bottom: grasp-place x2)

skills. In the pushing task, the robot learned how to balance the block to maintain the correct direction using a single point of contact (see Fig. 6). In the plane task, the policy chose to wiggle slightly only when movement came to a halt in the middle of the insertion sequence. It is worth noting that the policies were able to complete a sequence of maneuvers in long-running tasks, which shows that the policies also learned how to transition from one skill to another. Fig. 6 showcases a successful trial performed by the learned policy on the grasp-place-x2 task.

Suboptimal Behaviors: While achieving success according to our metric, the learned policies were often suboptimal compared to human demonstrations. A common case is that the robot did not follow the shortest path to the goal as in the demonstrations, moved slowly, or paused entirely before resuming motion. In tasks involving grasping, the robot might accidentally nudge the object or attempt grasping several times.

Failure Cases: For each task, we report their failure behaviors: (a) knocked over the bottle during reaching, (b) went to the correct position of the tool but failed to close the gripper, (c) stuck the block onto the upper or lower boundaries of the target zone, (d) did not land the peg of the wheels onto the plane, (e) stopped moving when the block grew near (< 3 mm) to the slot, and (f) missed the nail and failed to align, (g) failed to grasp the apple or collided with the plate, (h) refused to move after dropping the apple or toppled the bowl during pushing, (i) failed to grasp the second toy fruit, and (j) did not descend far enough to successfully grasp the cloth.


Extrapolation: We further evaluated the policies at initial states beyond the training regime to explore the limits of the demonstrated generalization. Qualitatively, in the reaching task, the policy rejected a previously unseen green bottle when it was present along with the training bottle. In the pushing task, the robot succeeded even with the block initialized to a position 10 cm lower than any training state. In the grasping task, the policy could handle a hammer placed 6 cm away from the training regime in any direction. Most notably, the policy for the nail task could generalize to new hammer orientations and positions (see Fig. 7b), as well as an unseen nail position the width of the nail’s head (3.5 cm) away from the fixed position used during every demonstration.

TABLE II: Success rates of policies trained using different numbers of demonstrations for the nail task


task: nail		
number of demonstrations	demonstration time (estimated) (min)	success rates
193	12.2	88.9%
115	7.3	77.8%
67	4.2	50%

Question (ii) What is the sample complexity for learning an example manipulation task using our system?

While the learned policies were able to achieve high success rates with a modest amount of demonstrations for all tasks, we are still interested in exploring the boundaries in order to better understand the data efficiency of our method. We chose the nail task and the grasp-and-place task as examples and trained separate policies using progressively smaller subsets of the available demonstrations. We evaluated these policies on the same sets of initial states and report the performance in Table II (nail) and Table III (grasp-and-place). As expected, the performance degrades with smaller amounts of training data, so in principle more demonstrations would further improve on the performances we observed. It is worth noting that only 5 minutes of human demonstrations was needed to achieve 50% success for the nail task.



(a) Training: bottom, mid, top (from left to right)



(b) Unseen (extrapolation, see Section V-B)

Fig. 7: Initial states for the nail task

TABLE III: Comparison of policy when trained with and without auxiliary prediction loss on the grasp-and-place task.

task: grasp-and-place		
number of demonstrations	success rates (with)	success rates (without)
109	96%	80%
55	53%	26%
11	28%	20%

Question (iii) Does our auxiliary prediction loss improve data efficiency for learning real-world robotic manipulation?

Motivated by [51] where auxiliary prediction of self-supervisory signals were shown to improve data efficiency for simulated games, we introduced similar auxiliary losses using signals that require no additional efforts to harvest from training demonstrations. It is still interesting to explore whether the same effect can be found for real-world robotic manipulation. We trained policies for the grasp-and-place task with and without auxiliary losses using varying amounts of demonstrations and compared their performance in Table III. We observed that including auxiliary losses indeed empirically improves the data efficiency.

VI. CONCLUSION

In this paper, we described a VR teleoperation system that makes it easy to collect high-quality robotic manipulation demonstrations that are suitable for visuomotor learning. Then we present the finding that imitation learning can be surprisingly effective in learning deep policies that map directly from pixel values to actions, only with a small amount of learning data. Trained by imitation learning, a single policy architecture from RGB-D images to actions was shown to successfully learn a range of complex manipulation tasks on a real PR2 robot. We empirically studied the generalization of the learned policies and the data efficiency of this learning approach, and show that less than 30 minutes of demonstrations was required to achieve high success rates in novel situations for all the evaluated tasks.

While our current use of VR proved useful for natural demonstration collection, we can further exploit VR to allow for intuitive policy diagnosis through visualization of policy states, collecting additional demonstration signals such as human-provided control variance, and richer feedback to demonstrators such as haptics and sound. On the learning side, since our system allows controlling the head and both arms of the robot, it would be interesting to learn policies with bimanual manipulation or hand-eye coordination. Another exciting direction of future research is scaling up the system to multiple robots for faster, parallel data collection.

ACKNOWLEDGMENT

We thank Yan (Rocky) Duan for constructive writing suggestions and Mengqiao Yu for valuable assistance with the supplementary video. This research was funded in part by the Darpa Simplex program, an ONR PECASE award, and the Berkeley Deep Drive consortium. Tianhao Zhang received support from an EACS department fellowship and a BAIR fellowship. Zoe McCarthy received support from an NSF Fellowship.

REFERENCES

- [1] S. Schaal, "Is imitation learning the route to humanoid robots?" *Trends in cognitive sciences*, vol. 3, no. 6, pp. 233–242, 1999.
- [2] S. Calinon, *Robot programming by demonstration*. EPFL Press, 2009.
- [3] B. D. Argall, S. Chernova, M. Veloso, and B. Browning, "A survey of robot learning from demonstration," *Robotics and autonomous systems*, vol. 57, no. 5, pp. 469–483, 2009.
- [4] D. A. Pomerleau, "Alvinn: An autonomous land vehicle in a neural network," in *Advances in Neural Information Processing Systems*, 1989, pp. 305–313.
- [5] M. Bojarski, D. Del Testa, D. Dworakowski, B. Firner, B. Flepp, P. Goyal, L. D. Jackel, M. Monfort, U. Muller, J. Zhang, *et al.*, "End to end learning for self-driving cars," *arXiv preprint arXiv:1604.07316*, 2016.
- [6] A. Giusti, J. Guzzi, D. C. Cireřan, F.-L. He, J. P. Rodríguez, F. Fontana, M. Faessler, C. Forster, J. Schmidhuber, G. Di Caro, *et al.*, "A machine learning approach to visual perception of forest trails for mobile robots," *IEEE Robotics and Automation Letters*, vol. 1, no. 2, pp. 661–667, 2016.
- [7] P. Abbeel, A. Coates, and A. Y. Ng, "Autonomous helicopter aerobatics through apprenticeship learning," *The International Journal of Robotics Research*, 2010.
- [8] S. Calinon, F. D'halluin, E. L. Sauser, D. G. Caldwell, and A. G. Billard, "Learning and reproduction of gestures by imitation," *IEEE Robotics & Automation Magazine*, vol. 17, no. 2, pp. 44–54, 2010.
- [9] B. Akgun, M. Cakmak, K. Jiang, and A. L. Thomaz, "Keyframe-based learning from demonstration," *International Journal of Social Robotics*, vol. 4, no. 4, pp. 343–355, 2012.
- [10] J. Schulman, J. Ho, C. Lee, and P. Abbeel, "Learning from demonstrations through the use of non-rigid registration," in *Proceedings of the 16th International Symposium on Robotics Research (ISRR)*, 2013.
- [11] A. Dragan, K. C. Lee, and S. Srinivasa, "Teleoperation with intelligent and customizable interfaces," *Journal of Human-Robot Interaction*, vol. 1, no. 3, 2013.
- [12] A. E. Bryson, *Applied optimal control: optimization, estimation and control*. CRC Press, 1975.
- [13] J. T. Betts, *Practical methods for optimal control and estimation using nonlinear programming*. SIAM, 2010.
- [14] M. Posa, C. Cantu, and R. Tedrake, "A direct method for trajectory optimization of rigid bodies through contact," *The International Journal of Robotics Research*, vol. 33, no. 1, pp. 69–81, 2014.
- [15] S. Levine and P. Abbeel, "Learning neural network policies with guided policy search under unknown dynamics," in *Advances in Neural Information Processing Systems*, 2014, pp. 1071–1079.
- [16] J. Peters and S. Schaal, "Natural actor-critic," *Neurocomputing*, vol. 71, no. 7, pp. 1180–1190, 2008.
- [17] V. Mnih, K. Kavukcuoglu, D. Silver, A. A. Rusu, J. Veness, M. G. Bellemare, A. Graves, M. Riedmiller, A. K. Fidjeland, G. Ostrovski, *et al.*, "Human-level control through deep reinforcement learning," *Nature*, vol. 518, no. 7540, pp. 529–533, 2015.
- [18] J. Schulman, S. Levine, P. Abbeel, M. Jordan, and P. Moritz, "Trust region policy optimization," in *Proceedings of the 32nd International Conference on Machine Learning (ICML-15)*, 2015, pp. 1889–1897.
- [19] T. P. Lillicrap, J. J. Hunt, A. Pritzel, N. Heess, T. Erez, Y. Tassa, D. Silver, and D. Wierstra, "Continuous control with deep reinforcement learning," *arXiv preprint arXiv:1509.02971*, 2015.
- [20] S. Levine, C. Finn, T. Darrell, and P. Abbeel, "End-to-end training of deep visuomotor policies," *Journal of Machine Learning Research*, vol. 17, no. 39, pp. 1–40, 2016.
- [21] V. Mnih, A. P. Badia, M. Mirza, A. Graves, T. Lillicrap, T. Harley, D. Silver, and K. Kavukcuoglu, "Asynchronous methods for deep reinforcement learning," in *International Conference on Machine Learning*, 2016, pp. 1928–1937.
- [22] J. Schulman, F. Wolski, P. Dhariwal, A. Radford, and O. Klimov, "Proximal policy optimization algorithms," *arXiv preprint arXiv:1707.06347*, 2017.
- [23] M. Talamini, K. Campbell, and C. Stanfield, "Robotic gastrointestinal surgery: early experience and system description," *Journal of laparoscopic & advanced surgical techniques*, vol. 12, no. 4, pp. 225–232, 2002.
- [24] S. Ross, G. J. Gordon, and D. Bagnell, "A reduction of imitation learning and structured prediction to no-regret online learning," in *AISTATS*, vol. 1, no. 2, 2011, p. 6.
- [25] A. Y. Ng, S. J. Russell, *et al.*, "Algorithms for inverse reinforcement learning," in *Icml*, 2000, pp. 663–670.

- [26] P. Abbeel and A. Ng, "Apprenticeship learning via inverse reinforcement learning," in *International Conference on Machine Learning (ICML)*, 2004.
- [27] B. Ziebart, A. Maas, J. A. Bagnell, and A. K. Dey, "Maximum entropy inverse reinforcement learning," in *AAAI Conference on Artificial Intelligence*, 2008.
- [28] S. Levine, Z. Popovic, and V. Koltun, "Nonlinear inverse reinforcement learning with gaussian processes," in *Advances in Neural Information Processing Systems (NIPS)*, 2011.
- [29] C. Finn, S. Levine, and P. Abbeel, "Guided cost learning: Deep inverse optimal control via policy optimization," in *Proceedings of the 33rd International Conference on Machine Learning*, vol. 48, 2016.
- [30] J. Ho and S. Ermon, "Generative adversarial imitation learning," in *Advances in Neural Information Processing Systems*, 2016, pp. 4565–4573.
- [31] A. Billard, Y. Epars, S. Calinon, S. Schaal, and G. Cheng, "Discovering optimal imitation strategies," *Robotics and autonomous systems*, vol. 47, no. 2, pp. 69–77, 2004.
- [32] S. Schaal, J. Peters, J. Nakanishi, and A. Ijspeert, "Learning movement primitives," *Robotics Research*, pp. 561–572, 2005.
- [33] P. Pastor, H. Hoffmann, T. Asfour, and S. Schaal, "Learning and generalization of motor skills by learning from demonstration," in *Robotics and Automation, 2009. ICRA'09. IEEE International Conference on*. IEEE, 2009, pp. 763–768.
- [34] N. Ratliff, J. A. Bagnell, and S. S. Srinivasa, "Imitation learning for locomotion and manipulation," in *Humanoid Robots, 2007 7th IEEE-RAS International Conference on*. IEEE, 2007, pp. 392–397.
- [35] T. Hester, M. Vecerik, O. Pietquin, M. Lanctot, T. Schaul, B. Piot, A. Sendonaris, G. Dulac-Arnold, I. Osband, J. Agapiou, *et al.*, "Learning from demonstrations for real world reinforcement learning," *arXiv preprint arXiv:1704.03732*, 2017.
- [36] S. Ross, N. Melik-Barkhudarov, K. S. Shankar, A. Wendel, D. Dey, J. A. Bagnell, and M. Hebert, "Learning monocular reactive uav control in cluttered natural environments," in *Robotics and Automation (ICRA), 2013 IEEE International Conference on*. IEEE, 2013, pp. 1765–1772.
- [37] R. Rahmatizadeh, P. Abolghasemi, L. Bölöni, and S. Levine, "Vision-based multi-task manipulation for inexpensive robots using end-to-end learning from demonstration," *arXiv preprint arXiv:1707.02920*, 2017.
- [38] B. C. Stadie, P. Abbeel, and I. Sutskever, "Third-person imitation learning," *arXiv preprint arXiv:1703.01703*, 2017.
- [39] Y. Liu, A. Gupta, P. Abbeel, and S. Levine, "Imitation from observation: Learning to imitate behaviors from raw video via context translation," *arXiv preprint arXiv:1707.03374*, 2017.
- [40] C. Stanton, A. Bogdanovych, and E. Ratanasena, "Teleoperation of a humanoid robot using full-body motion capture, example movements, and machine learning," in *Proc. Australasian Conference on Robotics and Automation*, 2012.
- [41] L. Fritsche, F. Unverzag, J. Peters, and R. Calandra, "First-person teleoperation of a humanoid robot," in *Humanoid Robots (Humanoids), 2015 IEEE-RAS 15th International Conference on*. IEEE, 2015, pp. 997–1002.
- [42] J. I. Lipton, A. J. Fay, and D. Rus, "Baxter's homunculus: Virtual reality spaces for teleoperation in manufacturing," *IEEE Robotics and Automation Letters*, vol. 3, no. 1, pp. 179–186, 2018.
- [43] V. Kumar and E. Todorov, "Mujoco haptix: A virtual reality system for hand manipulation," in *Humanoid Robots (Humanoids), 2015 IEEE-RAS 15th International Conference on*. IEEE, 2015, pp. 657–663.
- [44] E. Rosen, D. Whitney, E. Phillips, G. Chien, J. Tompkin, G. Konidaris, and S. Tellex, "Communicating robot arm motion intent through mixed reality head-mounted displays," *arXiv preprint arXiv:1708.03655*, 2017.
- [45] X. Yan, M. Khansari, Y. Bai, J. Hsu, A. Pathak, A. Gupta, J. Davidson, and H. Lee, "Learning grasping interaction with geometry-aware 3d representations," *arXiv preprint arXiv:1708.07303*, 2017.
- [46] V. Kumar, A. Gupta, E. Todorov, and S. Levine, "Learning dexterous manipulation policies from experience and imitation," in *ICRA*, 2016.
- [47] A. Y. Ng, A. Coates, M. Diel, V. Ganapathi, J. Schulte, B. Tse, E. Berger, and E. Liang, "Autonomous inverted helicopter flight via reinforcement learning," in *Experimental Robotics IX*. Springer Berlin Heidelberg, 2006, pp. 363–372.
- [48] J. Peters and S. Schaal, "Reinforcement learning of motor skills with policy gradients," *Neural networks*, vol. 21, no. 4, pp. 682–697, 2008.
- [49] R. Tedrake, T. W. Zhang, and H. S. Seung, "Stochastic policy gradient reinforcement learning on a simple 3d biped," in *Intelligent Robots and Systems, 2004.(IROS 2004). Proceedings. 2004 IEEE/RSJ International Conference on*, vol. 3. IEEE, 2004, pp. 2849–2854.
- [50] A. Y. Ng and S. J. Russell, "Algorithms for inverse reinforcement learning," in *Icml*, 2000, pp. 663–670.
- [51] M. Jaderberg, V. Mnih, W. M. Czarnecki, T. Schaul, J. Z. Leibo, D. Silver, and K. Kavukcuoglu, "Reinforcement learning with unsupervised auxiliary tasks," *arXiv preprint arXiv:1611.05397*, 2016.